








Picnic Table Count

- Shelter 1 = 8
- Shelter 2 = 5
- Shelter 3 = 8
- Shelter 4 = 9
- Shelter 5 = 15
- Shelter 6 = 4

-  =Horseshoes
-  =Tot Areas/Playgrounds
-  =Garden Area
-  =WPA Building 10 Tables/60 Chairs-Heated Winter Months
-  =Maintenance Shop

- 1=Shelter 1
- 2=Shelter 2
- 3=Shelter 3
- 4=Shelter 4
- 5=Shelter 5
- 6=Shelter 6 (is not reservable, first come first serve)

- RR1=Restroom 1
- RR2=Restroom 2
- RR3=Restroom 3